



## PRO-SHORE™'S REINVENTED PRO-SPAN SPANALL GARAGE FORMING HARDWARE

PRO-SPAN Spanall system is the newest and most advanced versions of one of the most widely recognized and used Concrete Form Support Systems in the past 30 years. Strong enough to support some of the Industry's heaviest loads, yet light enough at 117lbs for easy handling. Designed to support spans between 9'-6" to 17'-4", it is perfect for easy erection and dismantle for jobs to be used alone or with Vertical Shores for long spans continuously thereby reducing shoring costs.

PRO-SPAN Spanall system now comes with fully Hot Dip Galvanized Finish with Electro Plated smaller moving parts to ensure decades of ease and use and less chances for Rust build up or unnecessary indoor storage. The Spanall assemblies are easily packaged into Storage Frame Carts that use Fixed and Swivel Casters for ease of mobility getting them, around on the jobsites.

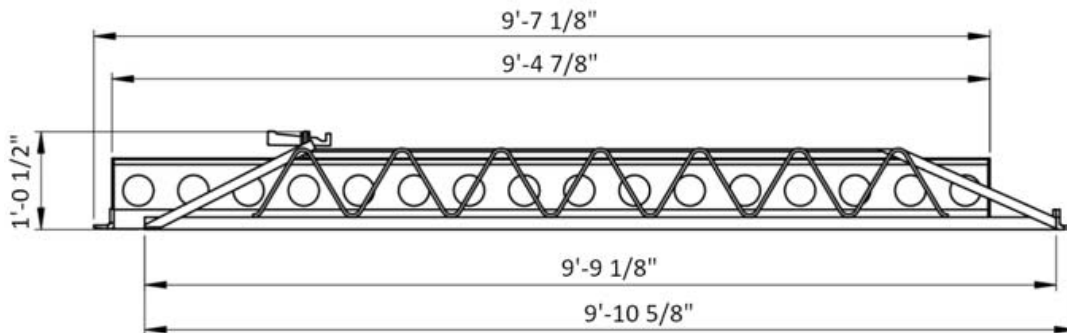
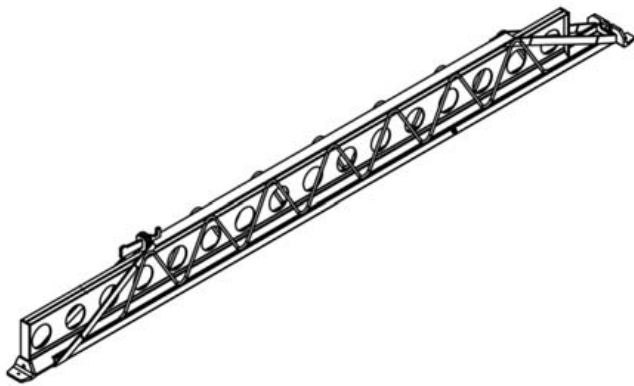
PRO-SPAN Spanall system utilizes Wedge Locks that can be easily engaged or disengage with a single hammer-blow saving time on Labor. Due to the built in/rolled in Camber you save time on labor not having to make costly adjustments onsite. The Camber is automatically set upon the closing of the Wedge Lock once Spanall is set to predetermined length necessary for your project.

PRO-SPAN Spanall system has strong interfitting Bearing Prongs on either side of the Spanall Assy to allow resting the shores directly on supports or vertical shores. The Lattice Sections have a solid bottom chord that allows for the Sliding Plate to easily and SAFELY adjust inside the Lattice as needed while keeping the Plate from falling out through Lattice.



# SPANALL (QUICKBEAM III) DESIGN GUIDELINES

12



**LENGTH**

9'-11"...17'-4"

**WEIGHT, LBS**

117

**MAX END REACTION, LBS**

2860


**MAX BENDING MOMENT, LB-FT**

8680





Slab Thickness	Actual Load, lbs/ft <sup>2</sup>	Max span for a spacing:										
		8"	12"	16"	19.2"	24"	28"	30"	32"	36"	40"	42"
2½	72	17'-4"	17'-4"	17'-4"	17'-4"	17'-4"	17'-4"	17'-4"	17'-4"	17'-4"	17'-0"	16'-6"
3	78	17'-4"	17'-4"	17'-4"	17'-4"	17'-4"	17'-4"	17'-4"	17'-4"	17'-2"	16'-5"	15'-11"
3½	85	17'-4"	17'-4"	17'-4"	17'-4"	17'-4"	17'-4"	17'-4"	17'-3"	16'-5"	15'-8"	15'-4"
4	91	17'-4"	17'-4"	17'-4"	17'-4"	17'-4"	17'-4"	17'-4"	16'-10"	15'-10"	15'-1"	14'-10"
4½	97	17'-4"	17'-4"	17'-4"	17'-4"	17'-4"	17'-4"	16'-10"	16'-4"	15'-4"	14'-8"	14'-4"
5	103	17'-4"	17'-4"	17'-4"	17'-4"	17'-4"	17'-0"	16'-5"	15'-11"	14'-11"	14'-2"	13'-10"
5½	110	17'-4"	17'-4"	17'-4"	17'-4"	17'-4"	16'-3"	15'-11"	15'-5"	14'-6"	13'-10"	13'-5"
6	116	17'-4"	17'-4"	17'-4"	17'-4"	17'-4"	16'-0"	15'-4"	14'-11"	14'-0"	13'-5"	13'-1"
6½	122	17'-4"	17'-4"	17'-4"	17'-4"	16'-10"	15'-7"	15'-0"	14'-5"	13'-9"	13'-0"	12'-9"
7	128	17'-4"	17'-4"	17'-4"	17'-4"	16'-5"	15'-3"	14'-9"	14'-3"	13'-4"	12'-9"	12'-5"
7½	135	17'-4"	17'-4"	17'-4"	17'-4"	16'-0"	14'-10"	14'-4"	13'-10"	13'-0"	12'-5"	12'-1"
8	141	17'-4"	17'-4"	17'-4"	17'-4"	15'-8"	14'-7"	14'-0"	13'-6"	12'-9"	12'-2"	11'-6"
8½	147	17'-4"	17'-4"	17'-4"	17'-3"	15'-5"	14'-3"	13'-9"	13'-4"	12'-6"	11'-10"	11'-2"
9	153	17'-4"	17'-4"	17'-4"	16'-11"	15'-2"	14'-1"	13'-5"	13'-0"	12'-3"	11'-3"	10'-8"
9½	160	17'-4"	17'-4"	17'-4"	16'-7"	14'-10"	13'-8"	13'-2"	12'-10"	11'-11"	10'-8"	10'-2"
10	166	17'-4"	17'-4"	17'-4"	16'-1"	14'-5"	13'-5"	12'-11"	12'-7"	11'-6"	10'-4"	9'-10"
10½	172	17'-4"	17'-4"	17'-4"	15'-11"	14'-2"	13'-2"	12'-9"	12'-4"	11'-1"	9'-10"	9'-6"
11	178	17'-4"	17'-4"	17'-2"	15'-8"	14'-0"	12'-11"	12'-6"	12'-4"	10'-8"	9'-7"	-
11½	184	17'-4"	17'-4"	16'-10"	15'-5"	13'-10"	12'-9"	12'-4"	12'-1"	10'-4"	-	-
12	191	17'-4"	17'-4"	16'-5"	15'-2"	13'-6"	12'-7"	11'-10"	11'-1"	10'-0"	-	-
12½	197	17'-4"	17'-4"	16'-3"	14'-11"	13'-4"	12'-4"	11'-7"	10'-8"	-	-	-
13	203	17'-4"	17'-4"	16'-0"	14'-8"	13'-1"	12'-2"	11'-3"	10'-4"	-	-	-
13½	209	17'-4"	17'-4"	15'-10"	14'-5"	12'-11"	11'-9"	10'-11"	10'-0"	-	-	-
14	216	17'-4"	17'-4"	15'-7"	14'-3"	12'-8"	11'-4"	10'-7"	-	-	-	-
14½	222	17'-4"	17'-4"	15'-4"	14'-1"	12'-6"	11'-0"	10'-4"	-	-	-	-
15	228	17'-4"	17'-4"	15'-1"	13'-11"	12'-4"	10'-9"	10'-0"	-	-	-	-
15½	234	17'-4"	17'-3"	14'-11"	13'-8"	12'-2"	10'-6"	9'-9"	-	-	-	-
16	241	17'-4"	16'-11"	14'-8"	13'-6"	11'-10"	10'-2"	9'-6"	-	-	-	-
17	253	17'-4"	16'-5"	14'-4"	13'-2"	11'-1"	9'-8"	-	-	-	-	-
18	266	17'-4"	16'-1"	14'-0"	12'-11"	10'-10"	-	-	-	-	-	-
19	278	17'-4"	15'-10"	13'-8"	12'-7"	10'-4"	-	-	-	-	-	-
20	291	17'-4"	15'-5"	13'-4"	12'-4"	9'-7"	-	-	-	-	-	-
21	303	17'-4"	15'-2"	13'-1"	11'-11"	-	-	-	-	-	-	-
22	316	17'-4"	14'-10"	12'-10"	11'-5"	-	-	-	-	-	-	-
23	328	17'-0"	14'-6"	12'-7"	10'-11"	-	-	-	-	-	-	-
24	341	16'-9"	14'-3"	12'-5"	10'-6"	-	-	-	-	-	-	-
Color legend:		Allowable Value			Limit Value			Not Allowable Value				



A



B





C



D





E



F



G





H



I

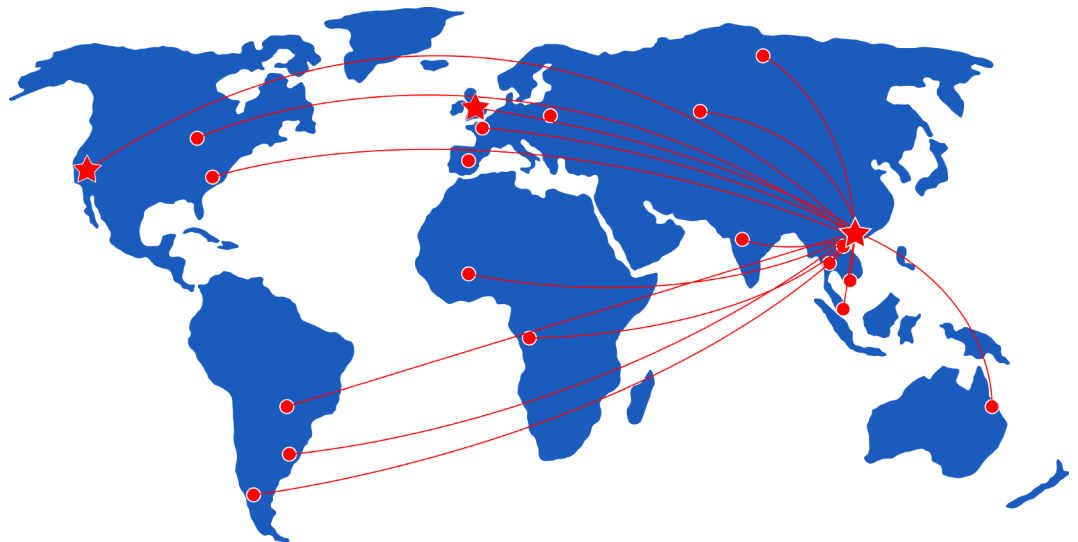




**Pro-Shore®, LLC**  
[www.pro-shore.com](http://www.pro-shore.com)

**Email:**  
[ron@pro-shore.net](mailto:ron@pro-shore.net)

**Direct Sales:**  
[ron@pro-shore.net](mailto:ron@pro-shore.net)  
[rob@pro-shore.net](mailto:rob@pro-shore.net)  
[brian@pro-shore.net](mailto:brian@pro-shore.net)



**Corporate Office:**  
2570 Boeing Way  
Stockton, CA 95206  
+1.209.636.2770

**Hong Kong:**  
33 Canton Road, Suite 1203, Tower 3  
Tsimshatsui, Kowloon, Hong Kong, China  
+852.8192.8578

**Warehouse/Yard:**  
2570 Boeing Way  
Stockton, CA 95206  
+1.209.636.2770

**Shipping/Receiving:**  
Monday-Friday  
7am to 4pm  
Contact Rob Barry at [rob@pro-shore.net](mailto:rob@pro-shore.net)